

Trail Riding Safety Tips

Horse riding can be a safe and extremely rewarding hobby when the rider takes steps to minimize risks. As with any of the most enjoyable activities in life, it is impossible to eliminate all risks. But, by educating yourself to equestrian safety, the possibility of injury can be greatly reduced. Here are some helpful tips on trail riding safety:

1. Never ride alone. Ride with someone you know to be experienced and thoughtful.
2. Take your cell phone.
3. Wait until all riders are mounted to move off.
4. If you could be returning after dark, wear reflective clothing and take a small flashlight.
5. Horses prone to kicking should wear a red ribbon on their tails.
6. Keep at least one horse length between you and the horse in front of you.
7. When riding during hunting season, make lots of noise and wear visible clothing such as fluorescent hunter orange.
8. Take a hoof pick
9. A pen knife and baling twine can be very useful for emergency tack repairs
10. Do not leave the trail. Holes and unsafe surfaces, sharp objects and hornets nests may exist off of the trail.

Practicing safe riding principles can mean many years of happy, healthy riding enjoyment for you and your horse.

Have fun and stay safe!



EMERGENCY PHONE NUMBERS

**If you have an emergency, dial
911**

**Tate County Sheriff and Tate County
Rescue
(662)562-4434
Arkabutla Lake Field Office
(662)562-6261**

**Please direct all questions and
comments to:
Arkabutla Lake Field Office
5500 Arkabutla Dam Road
Hernando, MS 38632**

**Visit our lake website at:
[http://www.mvk.usace.army.mil/lakes/ms/
arkabutla](http://www.mvk.usace.army.mil/lakes/ms/arkabutla)**

*Thank you for visiting
and come again!*

Arkabutla Lake

*Sunfish Bay
Horse Trail*






Sunfish Bay

No horses beyond this point!



Sunfish Bay Rec Area

-  Roads
-  Sunfish Bay Horse Trail
-  Sunfish Bay Parking

